

QUARTERLY MONITORING REPORT

DIRECTORATE: Environment
SERVICE: Major Projects
PERIOD: Quarter 3 to period end 31st December 2009

1.0 INTRODUCTION

This monitoring report covers the Major Projects Department third quarter period up to period end 31st December 2009. It describes key developments and progress against “key” objectives and performance indicators for the service.

The way in which traffic lights symbols have been used to reflect progress to date is explained within Appendix 5.




2.0 KEY DEVELOPMENTS

Grant approval of £2.477 million received from Defra for the remediation of St Michael’s Golf Course and the works on site have started.

3.0 EMERGING ISSUES

No new issues.

4.0 PROGRESS AGAINST OBJECTIVES / MILESTONES




Total	14		10		3		1
--------------	-----------	---	-----------	---	----------	---	----------

The majority of milestones (10) have already been, or expected to be, met. Delays are being experienced in relation to three further milestones and one has not been achieved within the timescale set. For further details, please refer to Appendix 1.

5.0 SERVICE REVIEW




The absence of a Principal Officer on maternity leave has left a gap which has been partly filled by revising workloads and employing a temporary part-time replacement.

6.0 PROGRESS AGAINST KEY PERFORMANCE INDICATORS

Total	2		2		0		0
--------------	----------	---	----------	---	----------	---	----------

Good progress is being made in respect of targets set for both “Key” performance indicators. For further details, please refer to Appendix 2.

6.1 PROGRESS AGAINST OTHER PERFORMANCE INDICATORS

Total	1		0		1		0
--------------	----------	---	----------	---	----------	---	----------

One “Other” performance indicator has been reported by exception this quarter. The Performance Plan in respect of the Widnes Waterfront programme is still waiting approval from the Northwest Development Agency. For further details please refer to Appendix 3.

7.0 RISK CONTROL MEASURES

During the production of the 2008-09 Service Plan, the service was required to undertake a risk assessment of all Service Objectives.

Where a Service Objective has been assessed and found to have associated ‘High’ risk, progress against the application of risk treatment measures is to be monitored, and reported in the quarterly monitoring report in quarters 2 and 4.

No risks have been identified as High for the service.

8.0 PROGRESS AGAINST HIGH PRIORITY EQUALITY ACTIONS

During 2007/08 the service was required to undertake an Equality Impact Assessment. Progress against actions identified through that assessment, with associated High priority are to be reported in the quarterly monitoring report in quarters 2 and 4.

No actions have been identified as high priority for the service.







9.0 DATA QUALITY






The author provides assurance that the information contained within this report is accurate and valid and that every effort has been made to avoid the omission of data. Where data has been estimated, has been sourced directly from partner or other agencies, or where there are any concerns regarding the limitations of its use this has been clearly annotated.

10.0 APPENDICES

Appendix 1- Progress against Objectives/ Milestones
Appendix 2- Progress against Key Performance Indicators
Appendix 3 - Progress against Other Performance Indicators
Appendix 4 - Financial Statement
Appendix 5 - Explanation of traffic light symbols

Service Plan Ref.	Objective	2009/10 Milestone	Progress to date	Commentary
MP 1	To implement a regeneration plan for the Widnes Waterfront in accordance with the Widnes Waterfront Team Plan and Widnes Waterfront Regeneration Masterplan 2 resulting in 44 ha. of regenerated land on the Widnes Waterfront	Implementation proceeding according to NWDA Performance Plan 09/10: This will set out the commitment of Halton's Urban Renewal Partnership to deliver a set of projects funded by the NWDA in the financial year 2009-10. Mar 2010	?	<p>The Draft Performance Plan is still awaiting approval by the Northwest Development Agency in spite of it having been submitted in April 2009..</p> <p>The industrial units development at Heron Business Park Phase 2 has now been completed.</p> <p>North West Development Agency funding has been secured and contracts have been awarded for the Carterhouse Bridge and Arts Projects.</p> <p>An envisaged property acquisition is unlikely to go forward as there has been a higher offer for the site from the private sector. HBC are in discussions with the NWDA to see if this funding can be transferred to 3MG.</p> <p>The initial findings of the Highway studies for Bayer have been received.</p>

Service Plan Ref.	Objective	2009/10 Milestone	Progress to date	Commentary
		Completion of phase 1 Venture Fields Leisure Development. Mar 2010		The start of the project has been delayed due to financial and funding issues. However, HBC believe these have now been resolved and work is continuing to secure the NWDA funding. It is currently anticipated that work on site will start early in 2010.
MP 2	To implement a regeneration plan for Castlefields according to the Castlefields Team Plan and Regeneration Masterplan resulting in the delivery of The Masterplan's Vision of an holistically improved estate	Implementation according to Masterplan Phase 2: Commence construction of local centre Mar 2010 .		RSL housing schemes on programme. Village Square abnormal works have commenced. The remaining retailers are due to decant into the temporary shops early in 2010.
		Market Lakeside Development Site subject to market review Mar 2010		Applied to the HCA for funding to undertake a market review in the new year.
MP 3	To implement a regeneration plan for 3 MG (formerly known as Ditton Strategic Rail Freight Park) resulting in the creation of a regionally-significant rail freight park	Complete 12 acres of parkland and open to the community Aug		Completed as scheduled.
		Complete a development agreement for the delivery of the rail sidings Jun 2009		Grant funding from ERDF, Freight Facilities Grant and NWDA being sought.
		Complete the first phase of warehouse development and the remediation of Marsh Brook and 50 acres of contaminated land Oct 2009		Completed as scheduled.

Service Plan Ref.	Objective	2009/10 Milestone	Progress to date	Commentary
		Provide bespoke skills and recruitment package to end user and secure employment for local people Oct 2009		Package in place
		Have the first phase of sidings infrastructure completed Mar 2010		Design complete and priced. Delivery mechanisms being explored.
MP 4	Monitor investment levels in the 3 town centres in order to comply with Community Plan objectives (See Team Plan) and ensure a continued improvement in the quality of Halton's Town Centres	Ensure continued investment in town centres of at least £1 million per annum. Mar 2010		The Widnes Shopping park is still progressing to programme with an opening planned for March 2010. The WNF funding is being used for promotional work in the town centres and spend is on target. URBED have completed both the Victoria Road study and the Widnes Town Centre study. Both reports will be presented in Q4
		Co-ordinate the commencement on site of Phase 1 of the Canal Quarter development with residential and civic developments. Mar 2010		Urban Splash are still looking to develop the site but are waiting for market conditions to improve before committing to the development.
MP 5	Reclamation of contaminated and derelict land including 48 ha. at St Michael's Golf Course to produce a safe and attractive replacement course	Phase 2, the physical reclamation of the Golf Course, funded by approximately £2.5 million grant from DEFRA, started Mar 2010		The remediation grant has been secured and works on site are progressing to programme with an expected spend of £850,000 by the end of March 2010.

Service Plan Ref.	Objective	2009/10 Milestone	Progress to date	Commentary
MP 6	To implement the Urban Renewal Strategy and Action Plan	Three meetings of Urban Renewal SSP held. Mar 2010	<input checked="" type="checkbox"/>	Third meeting to be held in January 2010.
		Urban Renewal allocation of WNF allocated and fully spent. Mar 2010	<input checked="" type="checkbox"/>	A slight underspend due to the BPIP co-ordinator post being empty this quarter, but reassurance has been given that this funding will be used in other areas and that the post will be advertised imminently. All other projects anticipate spending to budget.

Ref	Description	Actual 2008/9	Target 09/10	Quarter 3	Progress	Commentary
Service Delivery						
<u>MP</u> <u>LI13</u>	Urban Renewal: Outputs as set out in Succession Urban Renewal Strategy and Action Plan (% achieved)	100	100	100	<input checked="" type="checkbox"/>	Action Plan on schedule to achieve targets.
<u>MP</u> <u>LI14</u>	3MG: Outputs as set out in Masterplan (% achieved)	100	100	100	<input checked="" type="checkbox"/>	On schedule to achieve targets.

Ref	Description	Actual 2008/9	Target 09/10	Quarter 3	Progress	Commentary
Service Delivery						
MP LI15	Widnes Waterfront Programme: Outputs as set out in the North West Development Agency Performance Plan	100	100	100	?	Although the Performance Plan has been agreed by the Approval Board, the Urban Renewal SSP, it has yet to be formally approved by the Northwest Development Agency. Halton Borough Council is on track to meet the main outputs contained in the submitted Plan apart from the proposed land acquisition.

Revenue Budget as at 31st December 2009

	Annual Revised Budget £'000	Budget To Date £'000	Actual To Date £'000	Variance To Date (Overspend) £'000	Actual Including Committed Items £'000
Expenditure					
Employees	535	401	434	(33)	434
Premises Support	30	23	23	0	23
Supplies & Services	60	46	25	21	29
Transport	28	21	21	0	21
Central Support Services	264	198	198	0	198
Departmental Support Services	27	0	0	0	0
Asset Charges	335	0	0	0	0
Total Expenditure	1,279	689	701	(12)	705
Income					
Fees & Charges	-112	-84	-49	(35)	-49
Recharges to Capital	-524	-243	-245	2	-245
Total Income	-636	-327	-294	(33)	-294
Net Expenditure	643	362	407	(45)	-411

Comments on the above figures:

In overall terms spend to the end of quarter 3 is over budget.

Regarding expenditure, employee costs are higher than budget at the end of the quarter. This is due to a 6 month staff savings item not being achieved. It is anticipated that staffing costs will be over budget by approx £40k at year-end.

Fees & charges income is below budget for the period. The economic downturn, and the difficulty in generating fee income during this period, is the main factor behind the shortfall. It is anticipated that fees & charges income will be below budget by approx £40k at year-end. However, this shortfall in income may be offset by a contribution from reserves accrued for precisely this eventuality.

Local Strategic Partnership Schemes as at 31st December 2009

	Annual Revised Budget	Budget To Date	Actual To Date	Variance To Date (Overspend)	Actual Including Committed Items
	£'000	£'000	£'000	£'000	£'000
Widnes Waterfront	220	165	167	(2)	175
Business Parks Improvement	15	11	7	4	7
Town Centre Improvements	130	97	21	76	45
Partnership Co-ordinator	20	15	-1	16	-1
Contaminated Land	100	75	70	5	74
Total Expenditure	485	363	264	99	300

Comments on the above figures:

Local Strategic Partnership (LSP) funding spending to the end of quarter 3 is below budget profile.

Regular monitoring reports are sent to the LSP in respect of all LSP projects and any areas of concern are dealt with throughout the year by the LSP support team and individual project managers. Some variances against the budget are expected, as the LSP have deliberately over-programmed in order to ensure that the full allocation of Working Neighbourhood Fund grant is spent during the year.




Capital Projects as at 31st December 2009

	2009-10 Capital Allocation £'000	Allocation To Date £'000	Actual Spend To Date £'000	Total Allocation Remaining £'000
<u>Multi-Funded Projects</u>				
Widnes Waterfront	2,342	505	294	2,048
Castlefields	3,138	406	226	2,912
3MG	1,866	331	409	1,457
<u>LSP (Urban Renewal) Projects</u>				
Sites Purchase	300	200	7	293
Widnes Waterfront	60	50	6	54
<u>HBC Projects</u>				
The Hive	2,000	0	0	2,000
Total Capital	9,706	1,492	942	8,764

Comments on the above figures:

With regard to the three programmes detailed under the Multi Funded Projects header, there is continued change to the programmes and the costings/funding allocations are being continually updated.

Application of RAG symbols:

	<u>Objective</u>	<u>Performance Indicator</u>
<u>Green</u>	 Indicates that the milestone/objective <u>will</u> be achieved within the identified timeframe.	Indicates that the annual target <u>will</u> , or has, been achieved or exceeded.
<u>Amber</u>	 Indicates that at this stage it is <u>uncertain</u> as to whether the milestone/objective will be achieved within the identified timeframe.	Indicates that at this stage it is either <u>uncertain</u> as to whether the annual target will be achieved.
<u>Red</u>	 Indicates that the milestone/objective <u>will not</u> , or has not, been achieved within the identified timeframe.	Indicates that the annual target <u>will not</u> , or has not, been achieved.